

University of California, Irvine


Linen Selection Guidelines


SQUARE TABLE	TABLE SIZE	SEATING	CLOTH SIZE	COVERAGE OPTIONS
	36" square	4 people	96" rd	To the floor (cloth will rise up at the corners)
			108" rd - 132" rd	Customize to fit
			90" sq	Customize to fit
	48" square	4 people	108" rd	To the floor (cloth will rise up at the corners)
			120"rd – 132"rd	Customize to fit
	60" square	8-10 people	120" sq	To the floor
			(2) 90" x 132" banq	Will be long on two ends
			132" rd	Customize to fit
			90" sq	Use undercloth (straight edges 15" drop/ points 9" off the floor)
	60"x72" square	10-12 people	132" rd or sq	Customize to fit
	Made up of two 6' banquet tables		90" sq	Use over rd or (2) 14" skirts (uneven drop on straight edges and points)
			(2) 90" x 132" banq	Overlap until linen hits the floor on all sides
72" square	10-12 people	132" sq	To the floor	
		(2) 132" rd	To floor on 2 sides, customize other two size	
		90" sq	Use over rd or (2) 14" skirts (straight edges 9" drop/points 12" off floor)	
		(2) 90" x 132" banq	Overlap until linen hits the floor on all sides	


BANQUET TABLE	TABLE SIZE	SEATING	CLOTH SIZE	COVERAGE OPTIONS
	5' banquet	4-6 people	120" rd	Customize on front and back
	60" x 30"		90" sq	Over rd or skirting 3 sides- (1) 14' skirt 4 sides- (1) 14' & (1) 7' skirt
			72"x120"	Over rd or skirting 3 sides- (1) 14' skirt 4 sides- (1) 14' & (1) 7' skirt
			90" x 132" banq	To the floor on 2 sides, customize 2 ends
	6' banquet	4-6 people	132" rd	Customize on front and back
			72"x30"	Over rd or skirting 3 sides- (1) 14' skirt 4 sides- (1) 14' & (1) 7' skirt
			72" x 120"	Over rd or skirting 3 sides- (1) 14' skirt 4 sides- (1) 14' & (1) 7'skirt
			90" x 132" banq	To the floor on all four sides
	With 12' leg extenders		(2) 90" x 132" banq	Overlay until linen hits the floor on all sides
	8' banquet	6-8 people	(2) 132"rd	Customize front and back
			(2) 90" sq	Over rd or skirting 3 sides- (1) 14' skirt 4 sides- (1) 14' & (1) 7'skirt
			72"x120"	Over rd or skirting 3 sides- (1) 14' skirt 4 sides- (1) 14' & (1) 7' skirt
			90"x156" banq	To the floor on all four sides
	With 12' leg extenders		(2) 90" x 132" banq	Overlay until linen hits the floor on all sides
	8'x48" banq	6-8 people	108"x156"	To the floor on all four sides
			(2) 132" rd	Customize to fit

HI-BOY	TABLE SIZE	SEATING	CLOTH SIZE	COVERAGE OPTIONS
	30" Round	2-4 people	120" rd	To the floor (42" drop)
			132" rd	To hourglass linen, tie off with chair tie
	36" round	2-4 People	120" rd	To the floor (42" drop)
132" rd			To hourglass linen, tie off with chair tie after placing linen in center	

CUSTOMIZE- when this is stated, pinning will be needed when using this size cloth. The pins will allow the table linen to "fit" the table without permanent alterations and allow linen to evenly hit the floor.

 ROUND TABLE	TABLE SIZE	SEATING	CLOTH SIZE	COVERAGE OPTIONS
	30" round	2-4 people	90" rd	To the floor
			90" sq	Customize to fit (straight edges touch the floor/points hang 18.5" long)
	36" round	2-4 people	96" rd	To the floor
			90" sq	Customize to fit (straight edge 3" off the floor/points hang 15.5" long)
	42" round	4-5 people	96" rd	3" short to the floor
			108" rd	3" long to the floor
			90" sq	Use over rd or (1) 14' skirt (straight edges 6" off the floor/points hang 12.5" long)
	48" round	4-6 people	108"	To the floor
			90" sq	Use over rd or (1) 14' skirt (straight edges 9" off the floor/points hang 9.5" long)
	54" round	6-8 people	108" rd	3' short to the floor
			120" rd	3" long to the floor
			90" sq	Use over rd or (1) 14' skirt & (1) 7' skirt (straight edges 12" off the floor/ points hang 6.5" long)
	60" round	8-10 people	120" rd	To the floor
			90" sq	Use over rd or (1) 14' skirt & (1) 7' skirt (straight edges 15" off the floor/ points hang 3.5" long)
	66" round	9-11 people	120" rd	3" short to the floor
			132" rd	3" long to the floor
			90" sq	Use over rd or (1) 14' skirt & (1) 7' skirt (straight edges 12" drop/ points hang 1" long)
72" round	10-12 people	132" rd	To the floor	
		90" sq	Use over rd or (1) 14' skirt & (1) 7' skirt (straight edges 9" off the floor/ points hang 2.5" long)	
90"-96" round	12-14 people	(4) 132rd	Overlap to cover to the floor & customize to fit	
		(1) 132" rd	Use over rd or (2) 14' skirt	

 HALF ROUND	TABLE SIZE	SEATING	CLOTH SIZE	COVERAGE OPTIONS
	Half 60" Round	4-5 people	120" rd or 132" rd	Customize to fit
			90" sq	Use over round or (1) 14' skirt
	Half 72" round	5-6 people	132" round	Customize to fit
			90" square	Use over rd or skirting 2/3 – (1) 14' skirt All around- (1) 14' & (1) 7' skirt
Half 90"-96" rd	6-7 people	120" or 132" round	Use over rd or (1) 14' & (1) 7" skirt	
		108" round	Use over rd or (1) 14' & (1) 7" skirt	

 SERPENTINE	TABLE SIZE	CLOTH SIZE	COVERAGE OPTIONS		
	5'-6' serpentine	132" rd	Customize to fit		
		90" sq	Over rd or skirting	3 sides- (1) 14' skirt	4 sides- (1) 14' & (1) 7'
		72"x120"	Over rd or skirting	3 sides- (1) 14' skirt	4 sides- (1) 14' & (1) 7'
		120"rd or 132" rd	Over rd or skirting	3 sides- (1) 14' skirt	4 sides- (1) 14' & (1) 7'
	7'-8' serpentine	90"x156" banq	Custom pleat to fit		
		(2) 132" rd	Customize to fit		
		(2) 90" sq	Over rd or skirting	3 sides- (1) 14' skirt	4 sides- (1) 14' & (1) 7'
		120"- 156" rd	Over rd or skirting	3 sides- (1) 14' skirt	4 sides- (1) 14' & (1) 7'
	9'-10'serpentine	(2) 90"x156" banq	Custom plea		
		(2) 132" rd	Customize to fit		
		(2) 90" sq	Over rd or skirting	3 sides- (1) 14' skirt	4 sides- (1) 14' & (1) 7'
		120"-132" rd	Over rd or skirting	3 sides- (1) 14' skirt	4 sides- (1) 14' & (1) 7'
	12' serpentine	(2) 132" rd	Customize to fit		
(2) 90" sq		Over rd or skirting	3 sides- (1) 14' skirt	4 sides- (2) 14' & (1) 7'	
72"x120" banq		Over rd or skirting	3 sides- (1) 14' skirt	4 sides- (2) 14' & (1) 7'	
120"rd or 132" rd		Over rd or skirting	3 sides- (1) 14' skirt	4 sides- (2) 14' & (1) 7'	

CUSTOMIZE- when this is stated, pinning will be needed when using this size cloth. The pins will allow the table linen to "fit" the table without permanent alterations and allow linen to evenly hit the floor.